

Hot Water Heat Pump

All-In-One System



Premium DC technology: Efficient, reliable, and quieter performance.

R290: With a low GWP of 3 and excellent thermodynamic properties, R290 delivers superior performance and better efficiency.

Built-in Wi-Fi: Customers will benefit from convenient smart control for increased savings.

Emerald Network: Monitor all your heat pump installs remotely in real time.

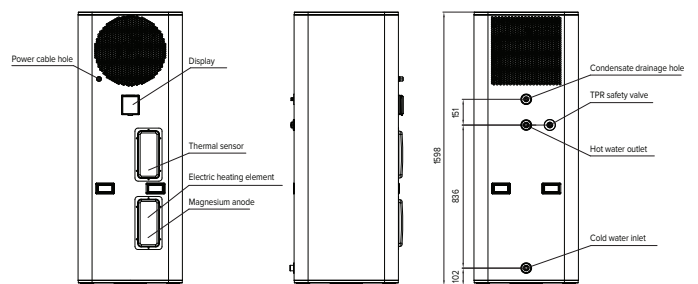
Solar Soaker: Use surplus solar to operate the heat pump and generate free hot water with the Electricity Advisor Wi-Fi pack.

Boost mode: Quickly raise water temperature while maintaining low noise levels.

Generous government rebates: Leading energy-efficient technology for maximum rebates from schemes including VEU, ESS, REPS and CER.

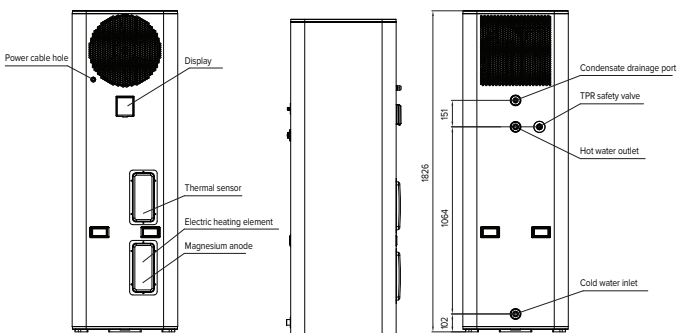
Designed by Emerald, proudly Australian since 2006, this All-In-One Heat Pump packs efficiency, reliability, and smart Wi-Fi control into one powerful system.

Ideal for both residential and commercial use, it delivers peak performance in any setting. Optionally, it can include a built-in electric heater to boost hot water supply. Connect to the Emerald app via Wi-Fi for convenient smart control via mobile phone.



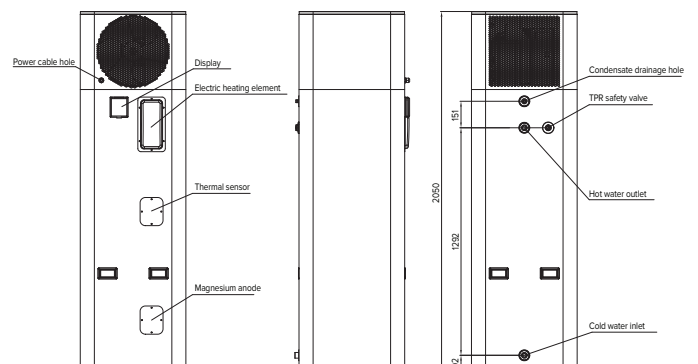
EE-HWS-A1-220E

(The electric heating element is not included in EE-HWS-A1-220)



EE-HWS-A1-270E

(The electric heating element is not included in EE-HWS-A1-270)



EE-HWS-A1-320E

(The electric heating element is not included in EE-HWS-A1-320)

Specifications

EE Model (Residential)	EE-HWS-A1-220E	EE-HWS-A1-220	EE-HWS-A1-270E	EE-HWS-A1-270	EE-HWS-A1-320E	EE-HWS-A1-320
EE Model (Commercial)	EE-HWS-A1-220E-2	EE-HWS-A1-220-1	EE-HWS-A1-270E-2	EE-HWS-A1-270-1	EE-HWS-A1-320E-1	EE-HWS-A1-320-1
Power supply	220V ~ 240V/50HZ/60HZ/1Phase					
Water Tank Volume	220L		270L		320L	
Optional Running Modes	Standard / Silent / Booster / E-Heater	Standard / Silent / Booster	Standard / Silent / Booster / E-Heater	Standard / Silent / Booster	Standard / Silent / Booster / E-Heater	Standard / Silent / Booster
Electric Heating Element	1.6KW	N/A	1.6KW	N/A	1.6KW	N/A
Heating Capacity	2.7kW		2.7kW		2.7kW	
Rated Input Power	0.56kW		0.58kW		0.53kW	
COP	4.9		4.8		5.2	
Recharge Rate Per Hour	58L/h		58L/h		58L/h	
Sound Level	49dB(A)		49dB(A)		49dB(A)	
Heating Capacity	1.8kW		1.8kW		1.8kW	
Rated Input Power	0.44kW		0.44kW		0.41kW	
COP	4.6		4.6		4.4	
Recharge Rate Per Hour	43L/h		43L/h		43L/h	
Sound Level	45dB(A)		45dB(A)		45dB(A)	
Heating Capacity	5.2kW	3.6kW	5.2kW	3.6kW	4.4kW	4.4kW
Rated Input Power	2.4kW	0.8kW	2.4kW	0.8kW	2.4kW	0.8kW
COP	4.5	4.5	4.5	4.5	4.4	4.4
Recharge Rate Per Hour	112L/h	78L/h	112L/h	78L/h	112L/h	78L/h
Heating Capacity	1.6kW	N/A	1.6kW	N/A	1.6kW	N/A
Rated Input Power	1.6kW	N/A	1.6kW	N/A	1.6kW	N/A
COP	N/A	N/A	N/A	N/A	N/A	N/A
Recharge Rate Per Hour	N/A	N/A	N/A	N/A	N/A	N/A
Max Current (under booster mode)	14A	5A	14A	5A	14A	5A
Refrigerant	R290 (400g)			R290 (450g)		
Compressor	Highly (Hitachi JV) / DC Inverter / Rotary					
Fan Motor	DC Inverter					
Fan Type	Axial					
Expansion Valve	EEV					
Defrost	4-way valve					
Inner Tank	Enamel / 2.5mm tank wall / 3.0mm dome					
Inner Tank Design	Concave					
Tank Insulation	Polyurethane / 35mm-157mm					
Tank Protection	2 x Magnesium anodes					
Heat Exchanger	Microchannel					
Outer Casing	Galvanized painted sheet / White					
TPR valve	AVG / 850kPa					
Rated Outlet Water Temperature	60°C					
Max Outlet Water Temperature	70°C					
Working range with element	-15°C~43°C					
Working range without element	-7°C~43°C					
IP Class	IPX4					
Electric Shock Proof	I					
Unpacked Dimension	600*600*1598mm	600*600*1598mm	600*600*1826mm	600*600*1826mm	600*600*2050mm	600*600*2050mm
Packed Dimension (outdoor unit)	670*670*1730mm	670*670*1730mm	670*670*1956mm	670*670*1956mm	670*670*2170mm	670*670*2170mm
Net Weight (outdoor unit)	118kg	118kg	132kg	132kg	146kg	146kg
Gross Weight (outdoor unit)	126kg	126kg	141kg	141kg	154kg	154kg

*As per the AS/NZS 4234 modeling Standards the modes (Silent, Booster, E-Heater) are one-shot functions that will reset to Standard mode.

*Above test results are given based on the test condition ambient 20°C/15°C, Water from 15°C~55°C.

*Sound tested at 1m distance in a hemi-anechoic chamber.

The information contained within this brochure is accurate as of the time of publish. Please note that the Emerald app undergoes regular updates to enhance functionality and introduce new features, which may result in changes to the details provided herein.

2024.09